

St Patrick's PS – Accessing c2k

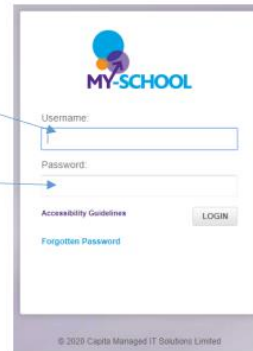
How To Access School Documents From Home

1. Go to www.c2kschools.net

2. Enter your school username here

3. Enter your school password here

4. Click **LOGIN**.






You will now see your MySchool page.

- ❖ Please be aware that on some devices it may display that My School is 'Not Secure'. Please click on advanced settings to enter the website.

Change settings for a specific site

You can allow or block permissions for a specific site. The site will use its settings instead of the default settings. You can also clear data for a site.

1. On your computer, open Chrome .
2. Go to a website.
3. To the left of the web address, click the icon you see: Lock , Info , or Dangerous .
4. Click **Site settings**.
5. Change a permission setting. Your changes will automatically save.

Related articles

- [Block or allow pop-ups in Chrome](#)
- [Check if a site's connection is secure](#)

 Give feedback about this article

Primary home screen.

